

*acer*



acer



**Mikee Taylo**

Technical Support Lead

Technical Support Group (TSG) for PC Products

© Copyright 2015 Acer. The information contained herein is subject to change without notice.

**MITHI Acer Desktop  
Presentation**



July 15, 2016

# Acer | Commercial Products



## *Complete Product Portfolio to meet all your professional needs.*

- ✓ *Comprehensive Product Range*
- ✓ *Reliable and Secure*
- ✓ *Green Compliance*
- ✓ *Post-Sales support*
- ✓ *Flexible Warranty Terms*



# Olympic Sponsorship

Acer is proud to be a **Worldwide TOP Partner** of the Olympic Movement in the **official computing equipment product category** for the Vancouver 2010 Olympic Winter Games and London 2012 Olympic Games.



WORLDWIDE PARTNER





13,500 Veriton Desktops



2,900 TravelMate Notebooks



950 Servers



13,000 Monitors



350 Service Teams



# Olympic Village



*acer*



WORLDWIDE PARTNER

Windows  
10

Desktop  
Feature

Value  
Added  
Software

Monitor

Why  
Acer?

# MITHI Desktop

An Acer Walkthrough





# Microsoft Windows 10

Acer is Windows 10 Ready

Cortana

Start Menu

Action Center

Microsoft Edge

# What's new with Windows 10?

Multi-Doing


Continuum

Virtual Desktop

Windows Hello

Miranda Vance

Life at a glance


 Welcome Miranda!  
 How can I help you today?  
 Cortana

Lunch with Barbra  
 Café  
 11:00 AM  
 Thursday 30

Most Used

- Word
- Mail
- People
- News
- Camera
- Calculator

  
 Microsoft Edge





  
 Photos




 Mail 10




Suggested


 Cars: Fast as Lightning Free  
 ★★★★★


Work












Entertainment


  
 Xbox




  
 HALO

- File Explorer
- Settings
- Power
- All Apps

Ask me anything





6:30 AM 7/30/2015

Hi, Miranda. How can I help?

68°F 88°  
67° Sunny  
0% chance of rain

25min Light traffic  
On the way to work

11:00am Lunch with Barbra  
Café

Financial News  
Contoso - 2 hours ago

Small business update...  
Contoso - 12 min ago



Miranda Vance

Life at a glance

Welcome Miranda!  
How can I help you today?

Cortana

Lunch with Barbra  
Café  
11:00 AM

Thursday 30

Most Used

- Word
- Mail
- People
- News
- Camera
- Calculator

Microsoft Edge

Photos

Mail 10

Suggested

Cars: Fast as Lightning Free  
★★★★★

Work

Entertainment

Xbox

File Explorer

Settings

Power

All Apps



Do you want to switch to tablet mode?

This makes Windows more touch-friendly when using your device as a tablet.

Always ask me before switching



Yes

No




Ask me anything



6:30 AM  
7/30/2015





Life at a glance

  
 Welcome Miranda!  
 How can I help you today?  
 Cortana

Lunch with Barbra  
 Café  
 11:00 AM  
 Thursday 30

  
 Microsoft Edge

  
  
 Mail 10

  
 Photos

  
 Sunny


DOW 18,268.71  
 3:59 PM EDT ▲ +0.32%





Work


  
  
  
  
  



Entertainment



  
 Xbox


  
 Tuneln

  
 iHeart RADIO

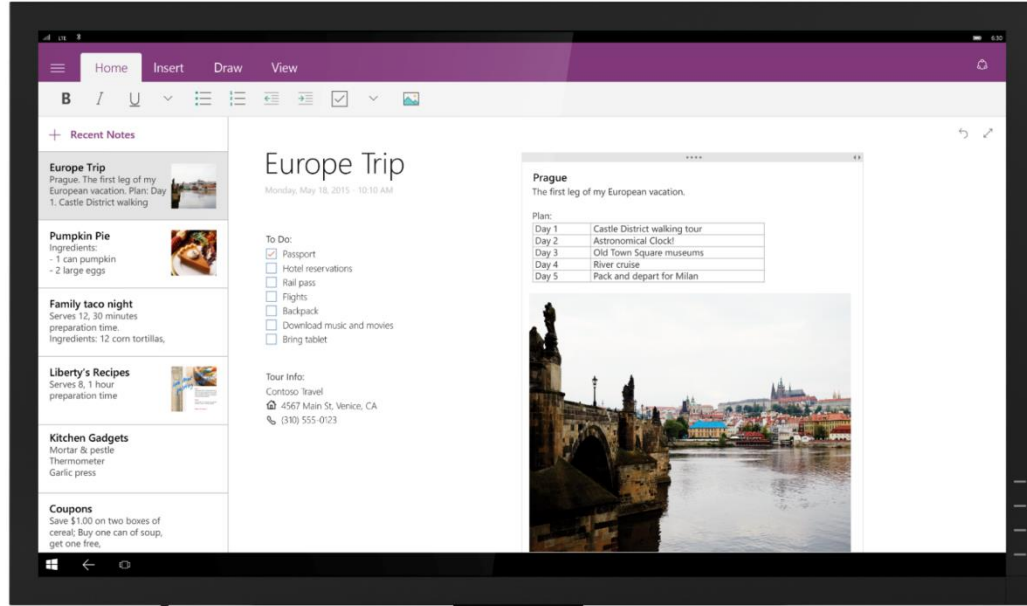
  
 Disney

  
 HALO

  
  
 Shazzam

  
 Fresh Paint









The future is looking bright for Fabrikam, Inc.

A new nationwide report on projected sales is showing that Fabrikam, Inc. will become the leader in the mathematical calculator industry by 2018. Commissioned by Trey Research, the report also predicts that by 2022, Fabrikam, Inc. will account for 80% of total industry sales.

Sales in the US increased by 38% in 2014.

- Source: Trey Research

With educational technology sales on the rise, Fabrikam, Inc. is expanding. Currently located in an industrial park 30 minutes south of Seattle, Washington. Fabrikam is planning to move their corporate headquarters closer to the metropolitan area in the next 12 months and will be adding 150 jobs. "We have seen stable growth over the last 5 years, both in the industry and at our company," says Matilda Goodman, Fabrikam chief executive officer.

*great job, sales team!*





Hello Miranda Vance

6:30<sup>°</sup>

Thursday, July 30

Lunch with Barbra  
Café  
11:00 AM—12:00 PM

✉ 10 📅 2 ⌚ 1



Acer has the best Windows 10  
Experience



Stationary

Dependable performance,  
reliable solutions

ACER CONFIDENTIAL



acer

# Veriton

## *Commercial Desktops*

Acer | Commercial Desktop



# Veriton

## X4110G

Serious Machines for Serious Business.




# Veriton X4110G Desktop Feature Highlights

## High-powered processing

### Latest AMD® processors

- With the latest AMD processor, you can deal with heavy computing tasks.
- The AMD® processors enhancements list below:
  - a. Accelerated Processing Unit
  - b. Secured



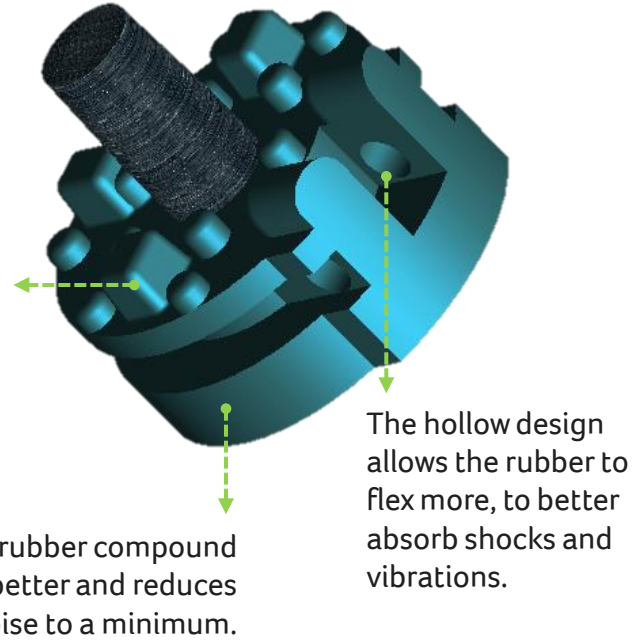


# Noiseless HDD

66.5% less noise during hard drive operations, thanks to the 3<sup>rd</sup>-generation grommet and an improved carrier design.




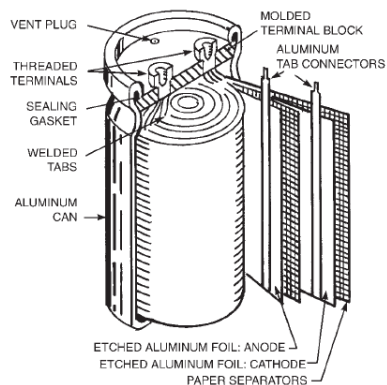
These soft rubber knobs act as shock dampers during sudden shocks.



# 100% Solid Capacitors

## What is it?

Instead of traditional electrolytic liquid, Solid Capacitor utilizes solid dielectric material such as aluminum or tantalum.



Aluminum Capacitor

## Why it matters?

### More Reliable

Traditional electrolytic liquid sealed in capacitor might be unstable under high temperature, long operating time; while Solid capacitor won't "explode" even under critical environment.



"Liquid explode" of traditional capacitor, an example

### Better Performance

Solid capacitor performs lower equivalent series resistance (ESR) than traditional capacitor, The low and stable ESR allows Solid capacitors to handle higher ripple current.

### Runs Longer

Given the same working condition, Solid capacitor has longer lifetime (usually more than 3 years) than liquid one.

# 100% Solid Capacitors Mainboard Design



- Designed to prolong system life
- Available in X4110G

100% Solid  
capacitors



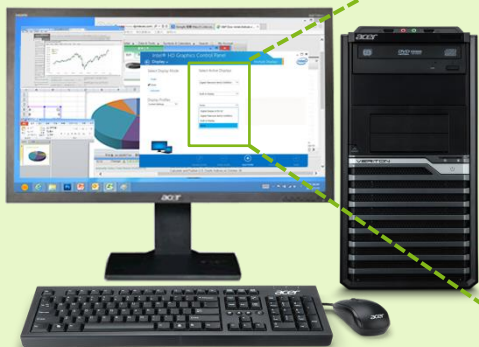
Projects	Model	System MTBF	MB MTBF
vBlade	X4110G	43,435	129,959
Saturn_MS	M680	27,483	82,530

**MB MTBF 100,000+ hours , 50% enhanced !!**

# Dual Displays

Next-gen AMD Graphics allow you to **split the display output** to up to two separate monitors. This makes it much easier to work with multiple documents and programs at the same time, which greatly improves work efficiency.

## Single display



### Select Active Displays

Acer B Series B273 Monitors

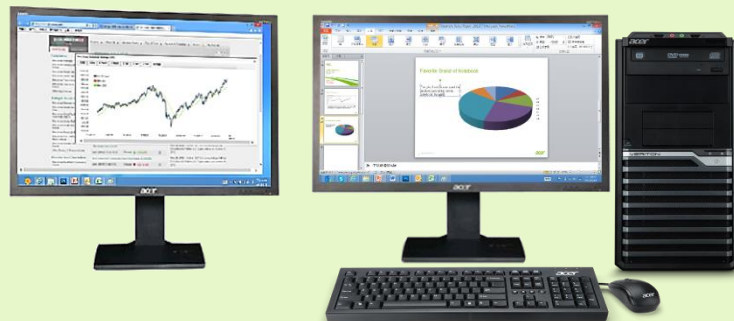
Built-in Display

None

- Acer B Series B273 Monitors
- Acer B Series B273 10 Monitors
- Built-in Display
- None





## Two independent displays



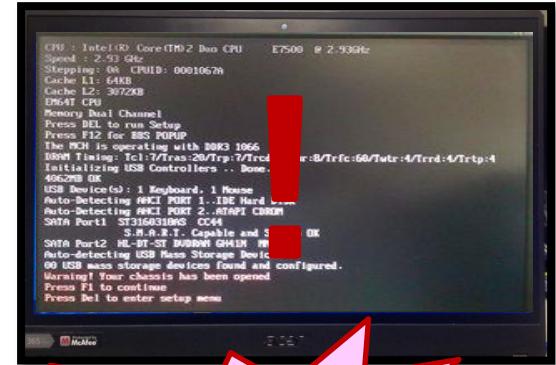
Easy setup via  
simple user interface

# Intrusion alert

Intrusion alert notifies end-users when the chassis is opened.



**Chassis  
Intrusion Alert**




**"Warning! Your chassis  
has been opened.  
Press F1 to continue."**

# Security 2-in-1 cable padlock

Security 2-in-1 cable padlock provides end-users convenience and protects chassis from opening for security reasons.

## Major functions:

1. Serve as a cable organizer
2. Provides security for the chassis when locked up



# One button recovery

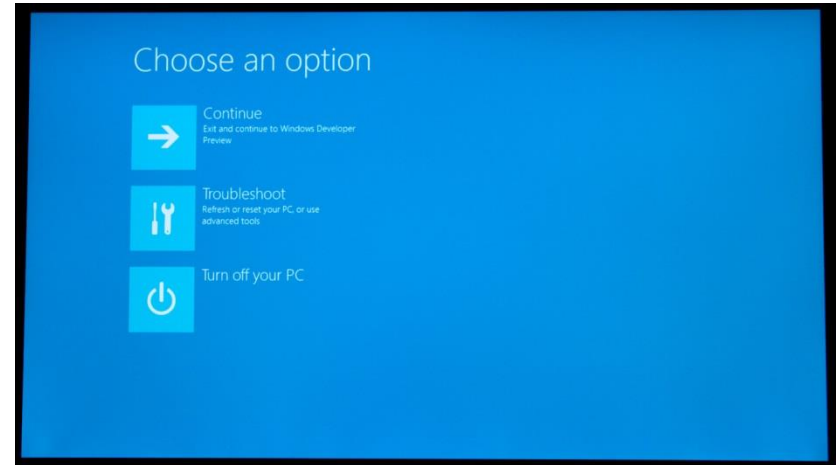
## Recover PC yourself

### What is One button recovery?

When your computer encounters crash and can't boot into Windows, One button recovery makes it simple to enter the Windows repair mode. All you have to do is to poke the recovery hole with sharp items (such as clip) during BIOS post.



By following the instructions in the repair mode, users can easily recover computers in a few steps.



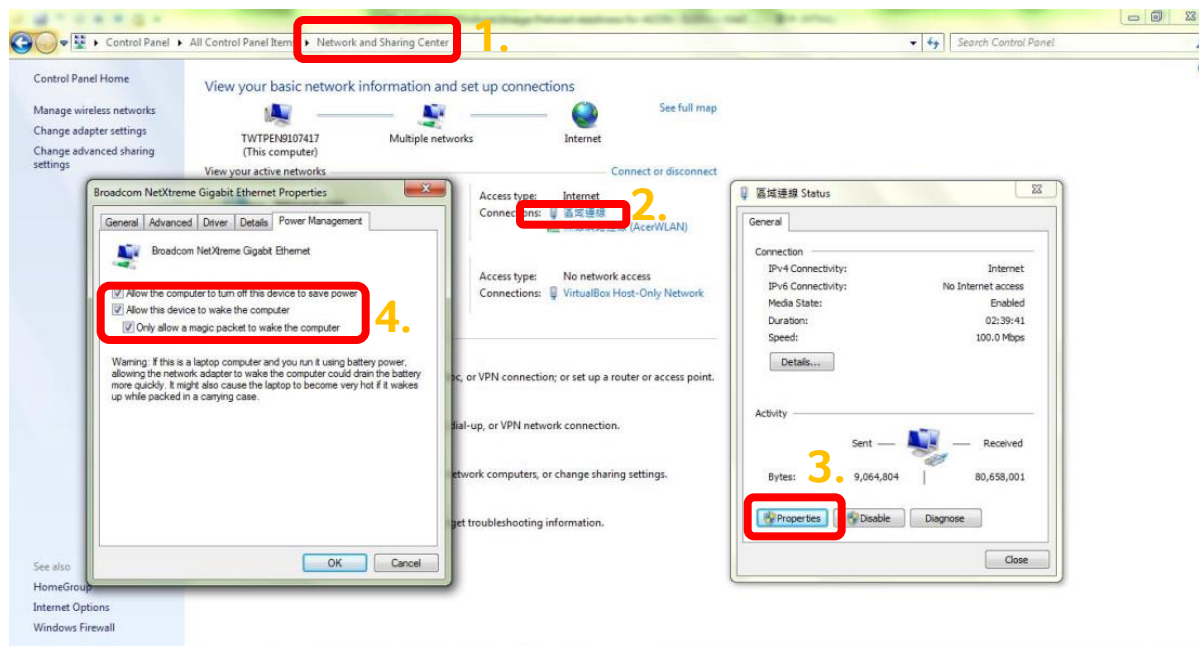
# Wake on LAN (WOL)

## What is it?

WOL is a network technology that enables users to remotely wake up their PC from Sleep (S3), Hibernate (S4) and even Off (S5) modes over Ethernet.

## How it works?

1. Preset WOL options in Control Panel of Windows or BIOS.





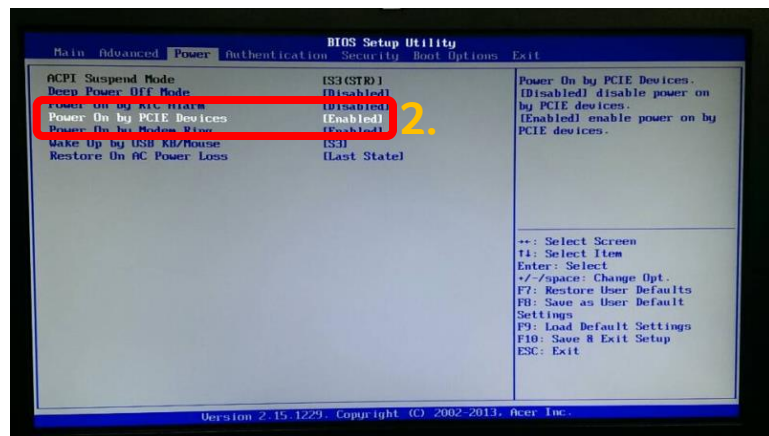
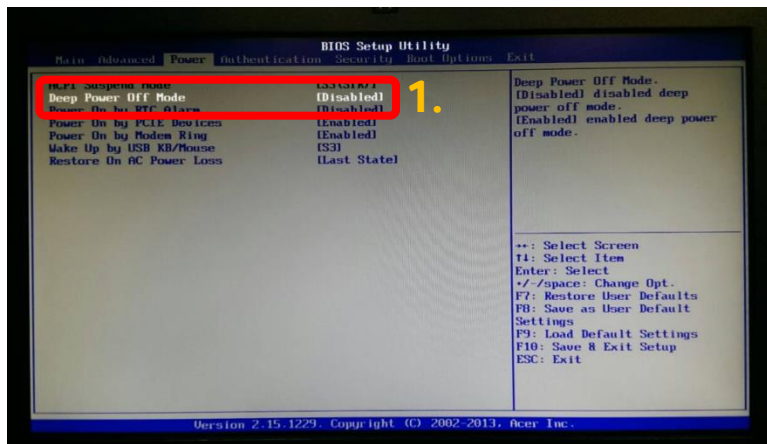
# Wake on LAN (WOL) (cont.)

## What is it?

WOL is a network technology that enables users to remotely wake up their PC from Sleep (S3), Hibernate (S4) and even Off (S5) modes over Ethernet.

## How it works?

1. Preset WOL options in Control Panel of Windows or BIOS.



# Wake on LAN (WOL) (cont.)

## What is it?

WOL is a network technology that enables users to remotely wake up their PC from Sleep (S3), Hibernate (S4) and even Off (S5) modes over Ethernet.

## How it works?


2. Remotely sending packet to your PC and wakes it up!




# Power Button Status

## - Be alerted of a problem with a flash of red

The color of the power button will indicate the status of your PC. If the power button is blue, your PC is functioning normally. If the Acer System Health Indicator detects possible system failure in any of your components, the power button LED indicator will turn red and flash to notify you of the possible system failure.



System Fan



CPU Fan



System  
Temperature



CPU  
Temperature



Memory



HDD

# System Health Indicator

We know who is upsetting the health balance of your PC.

- Common causes for system instability may include the system fan, CPU fan, system temperature, CPU temperature, memory and HDD. The Acer System Health Indicator provides a simple and convenient solution to check the status of these components. When one of your components is not functioning properly, the Acer System Health Indicator will notify you of the potential system failure in time for you to fix your PC.

- Notification of component failures include the system fan, CPU fan, system temperature, CPU temperature, memory and HDD.
- Flashing red indicator on the power button alerts you of possible system failures
- Acer Control Center and Acer Office Manager are all has user friendly interface and uses three different colors indicate the status of each component

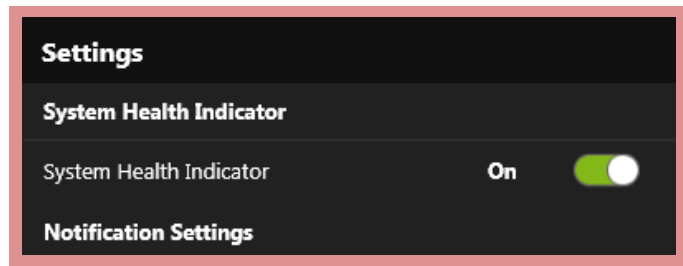


Everything on PC is on Track

# System Health Indicator (Desktop)

Tell you more and everything you want to know

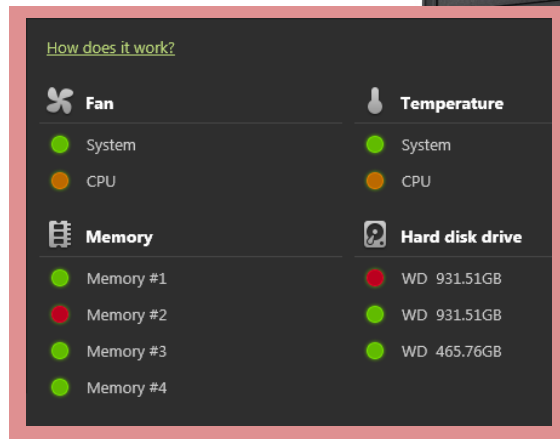
System Health Indicator is like a exploration mirror that can dive into your DT and show you everything you need to know that is happening. Such as System or CPU's fan, temperature status, memories and Hard disk drive .



Turn on the System Health Indicator

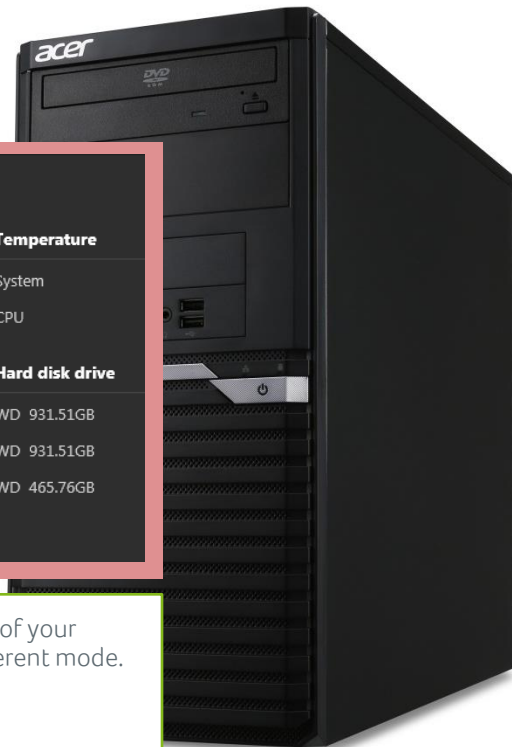


The light will show the Hardware Status in the main UI



Three colors lights show the status of your hardware component in three different mode.

- Normal
- Warning
- Critical



# Native USB 3.0 support (Front I/O)



USB 3.0 adds a new transfer mode called **SuperSpeed**. It is capable of transferring data up to 5 Gbps, which is ten times faster than the top speed of USB 2.0



“Battery Charge” for quick charging



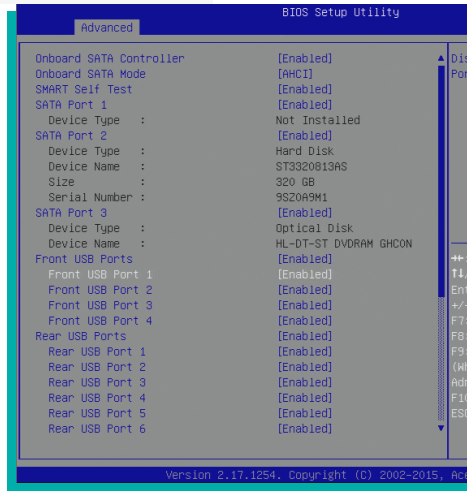
## USB 2.0 & USB 3.0 Transferring Speed

Media File Type	USB 2.0 	USB 3.0 
MP3 (5MB)	0.16sec	0.01sec
JPEG (10MB)	0.33sec	0.03sec
DVD (8GB)	4min 26.66sec	26.66sec
BD (50GB)	27min 46.66sec	2min 46.66sec

# USB I/O Control

## Control each USB port just like turn on/off your lamp.

When you want to make sure the security of your PC's data, to determine the limit of authority of USB ports is one way to do. Acer BIOS solution provides each USB port its own switch, different from previous controller which uses one switch to control all ports, that helps you to control USB ports just like turning on and off lamps. It's time to abandon those old and complicated steps.



# Hard disk drive (HDD) Password

## Simple and quick, make your property secure

### What is it?

Simple and quick to secure your vital information safe from unknown access inside/outside your company/organization



### How it works?

Assign a set of password\*1 in BIOS settings



\*1 password length limitation: 1~8 bits, no signal

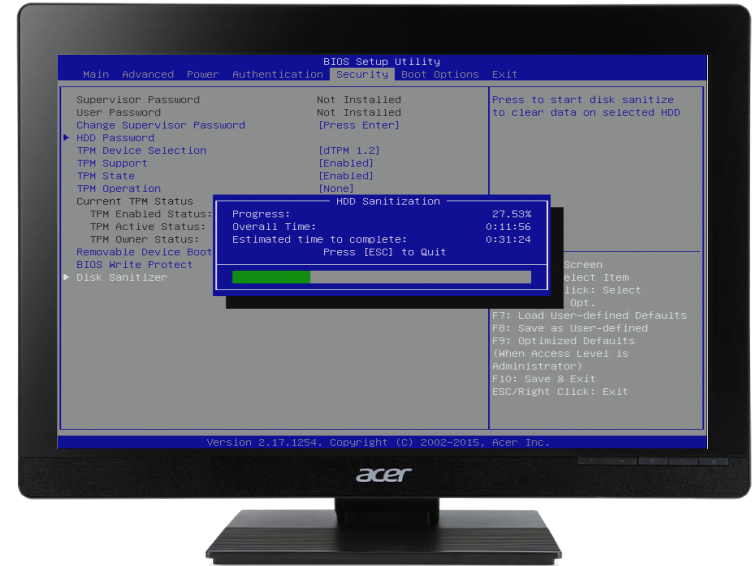


# Disk Sanitizer

Don't let anyone get your number.

Acer BIOS provides you a top security function. When your devices are going to report as unserviceable, Disk Sanitizer helps you to clean every HDD by the way you want. Also, the wiping process can be interrupted on demand to avoid mis-wipe. With the specification that meets the US government security requirement, Disk Sanitizer make sure the secret of company and you will never leak out.

- **Meets US National Industrial Security Program...** using overwriting method that following the recommendation of US DoD 5220.22-M specification.
- **Clean every HDD by the way you want...** Disk Sanitizer has two levels of methods: Quick clear and Full sanitization, helps users clean their disk by suitable way.
- **Mistake-proofing by allowing interrupt process...** the whole process allows interrupt and will confirming with users in each step, helps users avoid mis-wiping disk and data.




# Meets US DoD 5220.22-M requirement

Quick clear and full sanitization are both using overwriting method to avoid data recovery.

Disk Sanitizer has following the recommendations in US DoD 5220.22-M which is sometimes cited as a standard for sanitization to counter data remanence. Both Quick Clear and Full Sanitization are using overwriting method which is hard to recovery lost data, provides users a security way to sanitize HDD.

## Quick Clear

HDD Type: Seagate SATA  
HDD Size: 1.5 TB  
Estimated Time: 3 hours




Write zero to the whole hard disk



## Full Sanitization

HDD Type: Seagate SATA  
HDD Size: 1.5 TB  
Estimated Time: 6.5 hours



a. Write the random number



b. Write the inverse random number (0->1, 1->0)



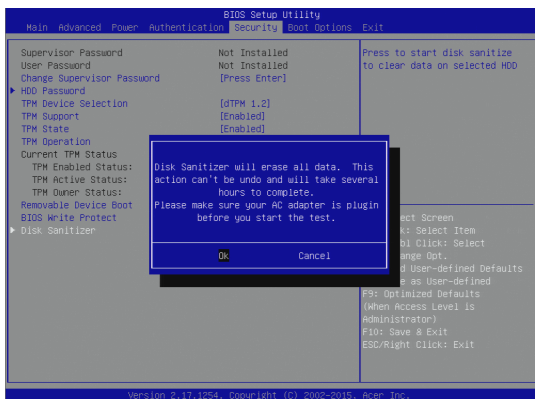
c. Write zero

# Mistake-proofing

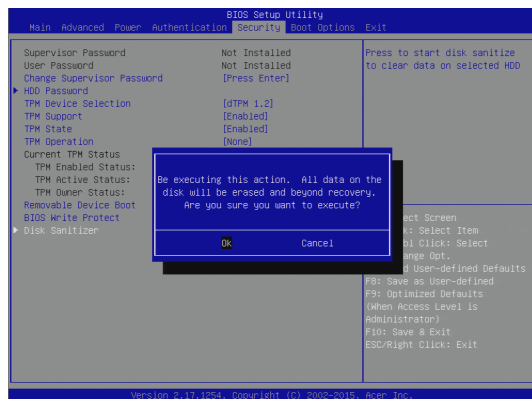
## Help users avoid mis-wiping data, by confirming by step and allowing interrupt process.

Disk Sanitizer has a very careful process that helps users avoid mis-wiping, with warning users in two critical steps: before entering Disk Sanitizer function, and before sanitization start. Even when the process is running in the middle, Disk Sanitizer also allows users interrupt the process on demand by <ESC>. Provides users a mistake-proofing experience.

Before entering Disk Sanitizer function

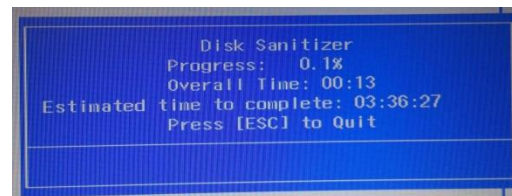


Before sanitization start



ESC

Quit sanitization



# BIOS Advanced Setup Utility

---

## A quick and easy way to check your PC

Acer BIOS advanced setup utility helps you check memory and HDD status directly, simply press < Ctrl+D > to launch the memory and HDD diagnostics function, without those tiny tests that waste your time and your patience. Provides you an efficient and simple way, makes you from grumpy to Happy.

- Memory Diagnostics
- HDD Diagnostics



Get to know your PC

# Memory Diagnostics



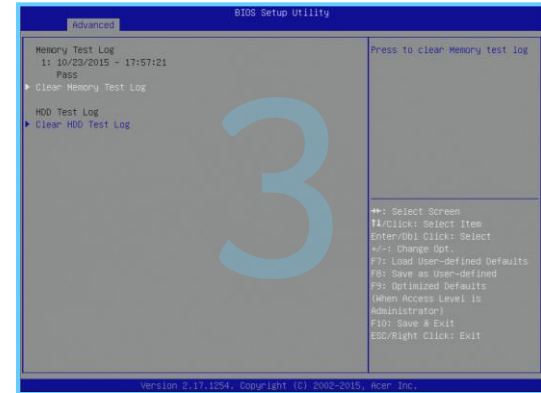
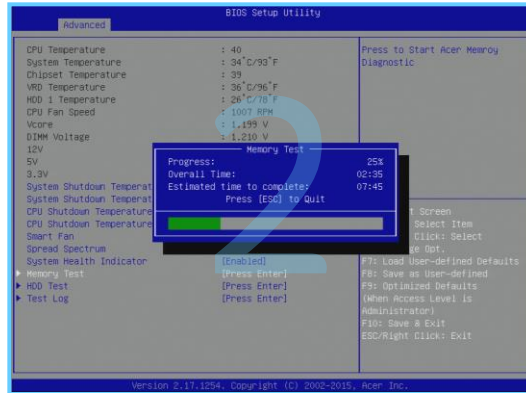
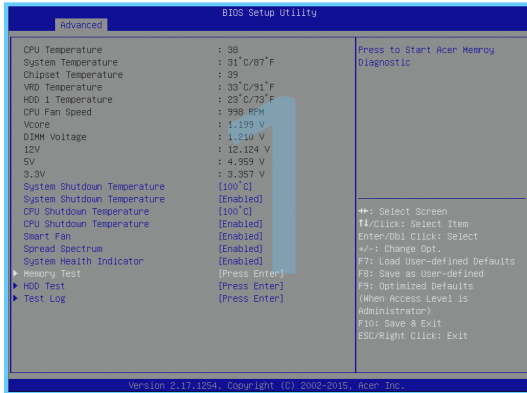
## Ctrl+D controls your memory

To check your PC's memory status in the BIOS setup utility function, press < **Ctrl+D** > to start the Memory Test. The Memory Test will begin to carefully check your PC's memory. You will be notified immediately if the Memory Test detects an error. Once the Memory Test has completed, you will be provided with a memory test log with the results.



Press **Enter** to start memory test

Get your memory test log after the test is completed



Get to know your PC

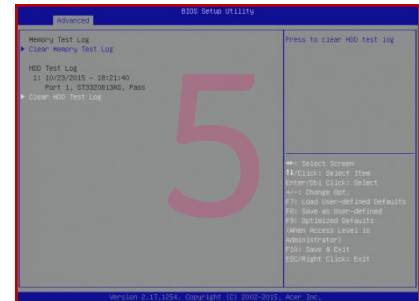
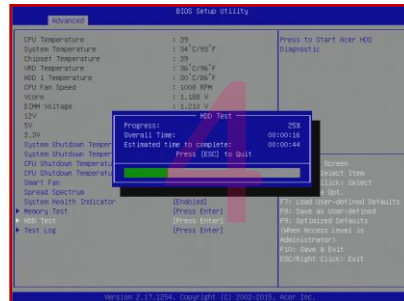
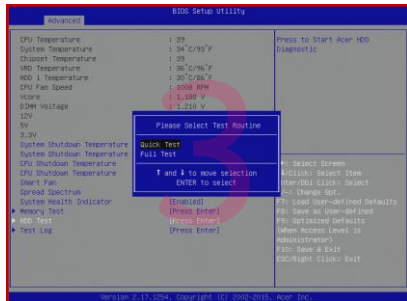
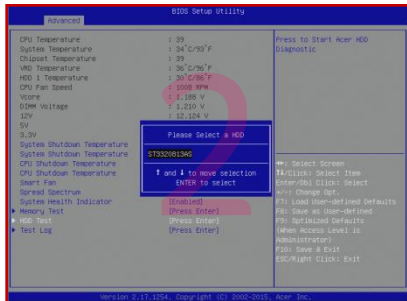
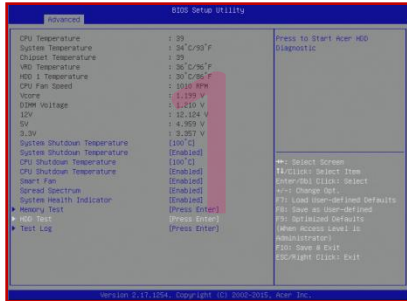
# HDD Diagnostics



Ctrl + D

## Ctrl+D controls your HDD

Unexpected errors in your HDD are a nuisance and they are hard to detect. The HDD diagnostics easily checks for errors in your HDDs. Press < Ctrl+D > while you are in the BIOS Setup Utility function and follow the simple instructions to complete the HDD Test. Once the HDD Test has completed, you will be provided with an HDD test log with the results.



Select HDD

Select test method

Start HDD test

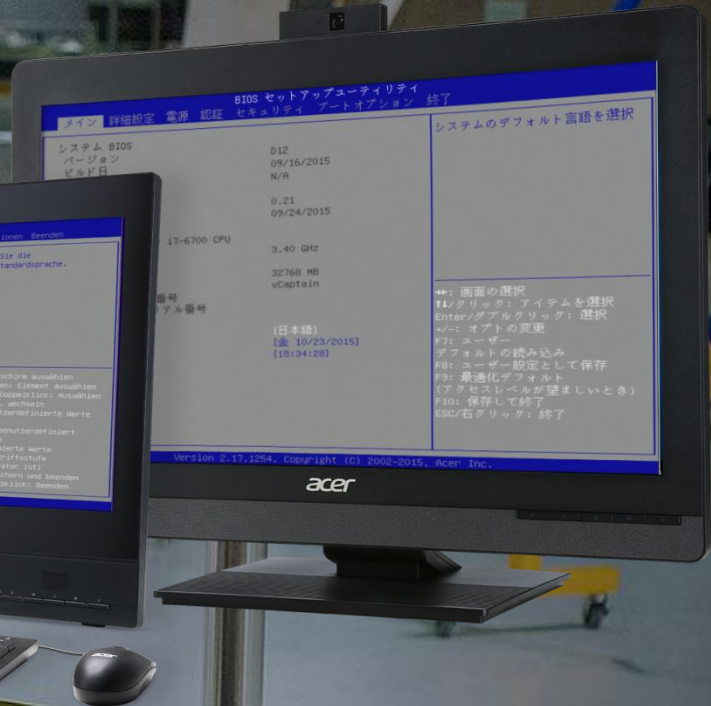

Get HDD test log



# BIOS with Multi-Language Support

Across language barriers, exploit your advantages to the full

Acer BIOS has supports English, French, German, Italian, Spanish, Dutch, Simplified Chinese, Traditional Chinese, Japanese, Russian and Turkish, gives you a friendly and intuitive interface while you're solving PC issue, never adds fuel to the fire, let work efficiency to the full.



# BIOS with 11 Languages Support

Across language barriers, exploit your advantages to the full

Acer BIOS has supports English, French, German, Italian, Spanish, Dutch, Simplified Chinese, Traditional Chinese, Japanese, Russian and Turkish, gives you a friendly and intuitive interface while you're solving PC issue, never adds fuel to the fire, let work efficiency to the full.

## 11 languages

English  
Français  
Deutsche  
Italiano  
Español  
Nederlands  
简体中文  
繁體中文  
日本語  
Русский  
Türk





# Value Added Software

A man in a dark suit stands with his back to the camera, holding a black rolling suitcase. He is positioned in the center of a large, multi-paned window in an airport terminal. The window looks out onto a bright sunset or sunrise sky with scattered clouds. A large commercial airplane is silhouetted against the bright light, flying across the upper portion of the frame. The interior of the terminal is dimly lit, with rows of modern airport-style chairs visible on either side of the man. The overall mood is contemplative and professional.

# Acer Office Manager

# Acer Office Manager

Keep secure with the minimum effort

The Acer Office Manager (AOM) helps small businesses to easily deploy security policies, monitor IT assets and schedule maintenance tasks without dedicated IT staffs and equipment.

Made to  
be secure

Cost-less

Effort-less



# What does Acer Office Manager offer?



# Acer Office Manager

## Sample Benefits



# A better way to manage



How to find your client?

## Client IP pairing

Pair your client via IP setting for better client group interaction. Improve efficiency for group precision to search for the right clients by simply identifying them by using IP addresses.

Clients Discovery Settings

Set up clients IP range

Scan range: 10.36.202.1~254

Save



Set up your Acer office management using **Setup Wizard** in 3 easy steps :

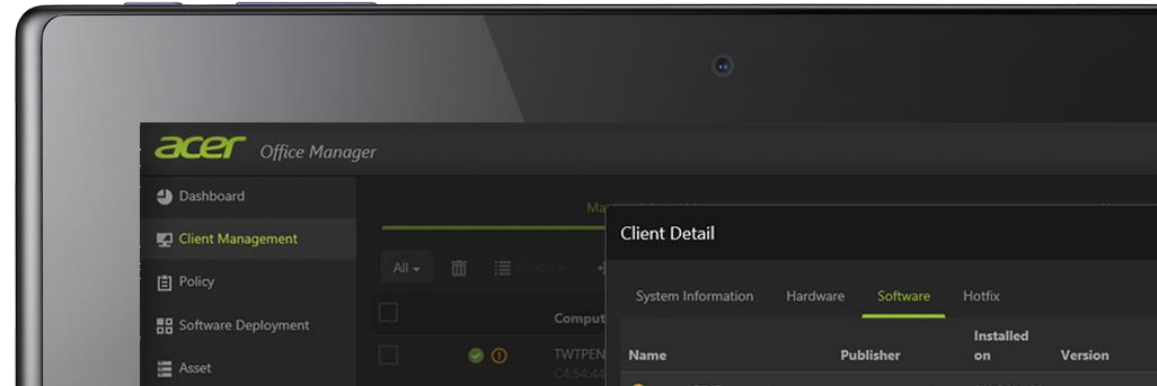
1. Configure the password
2. Client discovery settings
3. Identify IP scan range



What can you do to manage the clients?

## Client management





Easily view client details. Assign clients to different groups for easy manageability and visibility. Remote control client for actions such as Wake up, Sleep, Restart, Shutdown, etc.



# Client management


Check your client's status




 Changes
  Online
  Offline

Computer Name	Status
TWTPEN1412065B C4:54:44:2B:89:66	 
VERITONX6630G 20:1A:06:DF:0E:C9	 

Informs you of software updates and versions

 Inform update
  Remove SW
  Add SW


Name	Publisher	on	Version
 Acer UEIP Framework	Acer Incorporated	2015/11/08	2.01.3003
Acer Care Center	Acer Incorporated	2015/08/31	2.00.3005
Intel(R) Management Engine Components	Intel Corporation	2015/12/03	11.0.0.1153

Difference
 Security Update(KB3116869)
 Security Update(KB3119147)
 Security Update(KB3103688)

Everything you need to know about the client computer










Access details about the computer's hardware, software and hotfixes. In desktops, you can even access information such as the CPU's temperature, fan, memory and hard disk drive to know exactly which component needs to be repaired.

## Client Detail

Name	Publisher	Installed on	Version
 Acer UEIP Framework	Acer Incorporated	2015/11/08	2.01.3003
Acer Care Center	Acer Incorporated	2015/08/31	2.00.3005
Intel(R) Management Engine Components	Intel Corporation	2015/12/03	11.0.0.1153
DriverSetupUtility	Acer Incorporated	2015/11/08	1.00.3011
Avast SecureLine	AVAST Software	2015/08/31	1.0.239.4
Acer Office Manager Agent	Acer Incorporated	2015/12/10	2.00.1000
Acer Explorer Agent	Acer Incorporated	2015/11/08	2.00.3001
Microsoft Visual C++ 2008 Redistributable - x64 9.0.30729.17	Microsoft Corporation	2015/11/08	9.0.30729

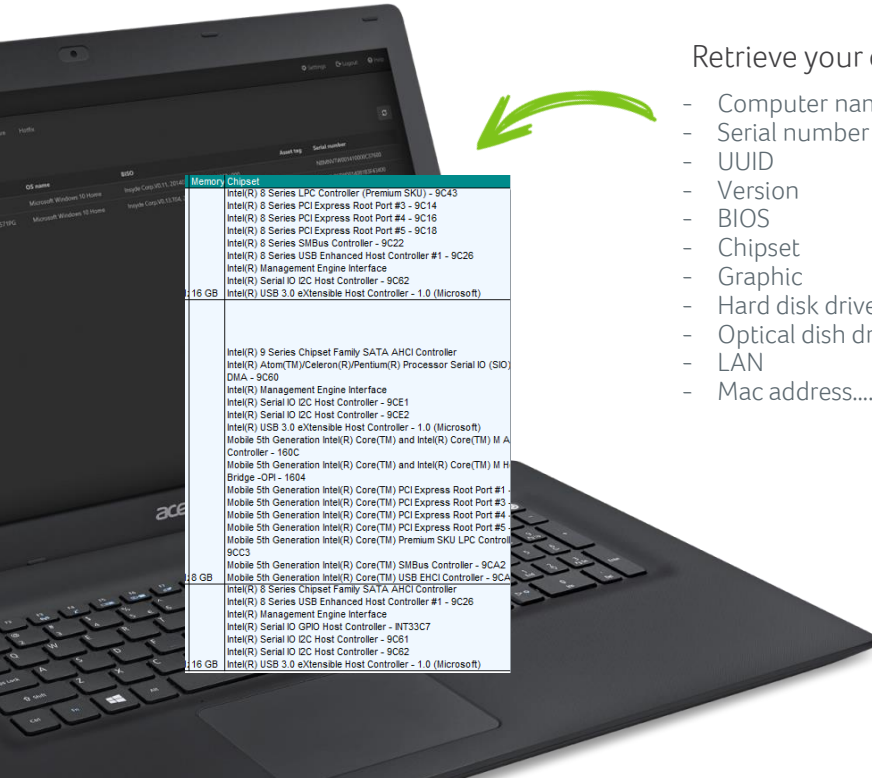


## Client Detail

System Information	Hardware	Software	Hotfix	System Heal
Fan	Temperature			
 System	 System			
 CPU	 CPU			
Memory	Hard disk drive			
 Memory #1	 Seagate 1863.01GB			
 Memory #2				
 Memory #3				
 Memory #4				

Save Asset Changes Close

# Get a Bird's eye view of your data



Retrieve your client report

- Computer name
- Serial number
- UUID
- Version
- BIOS
- Chipset
- Graphic
- Hard disk drive
- Optical dish drive
- LAN
- Mac address...



How to keep your data floating?

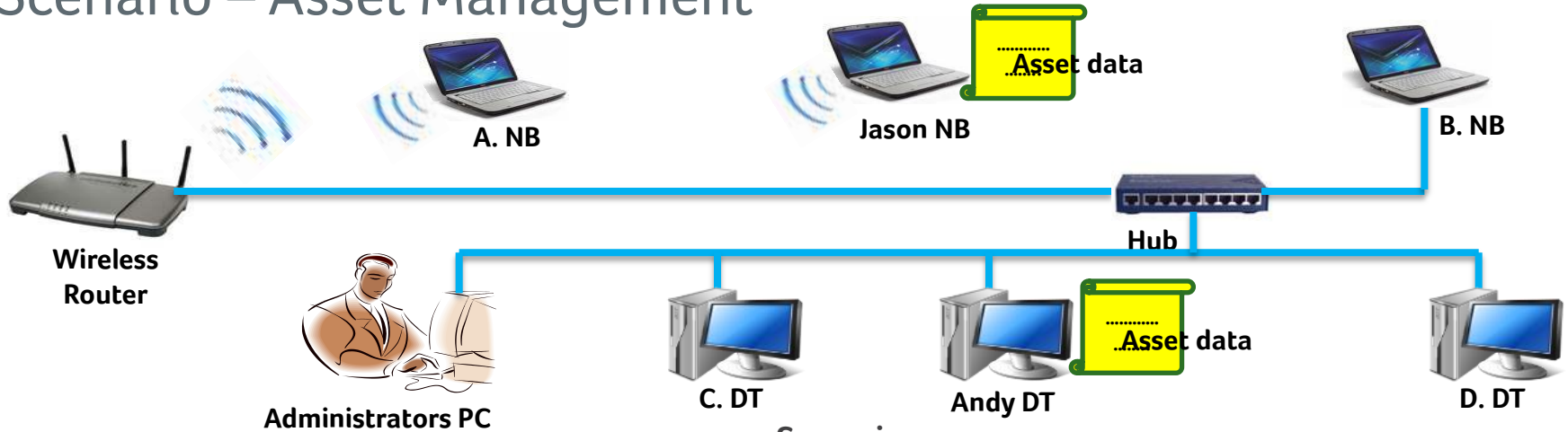
## Get a Bird's eye view of your data

The flexibility of Windows Universal Windows Platform and Android app support allows the console to check the IT data anytime with your preferred devices. You can also print out your client report to update company IT information for monthly or daily reports and tracking. An asset report also shows you details about the computer in your company.



# Acer Office Manager

## Scenario – Asset Management



Administrators PC

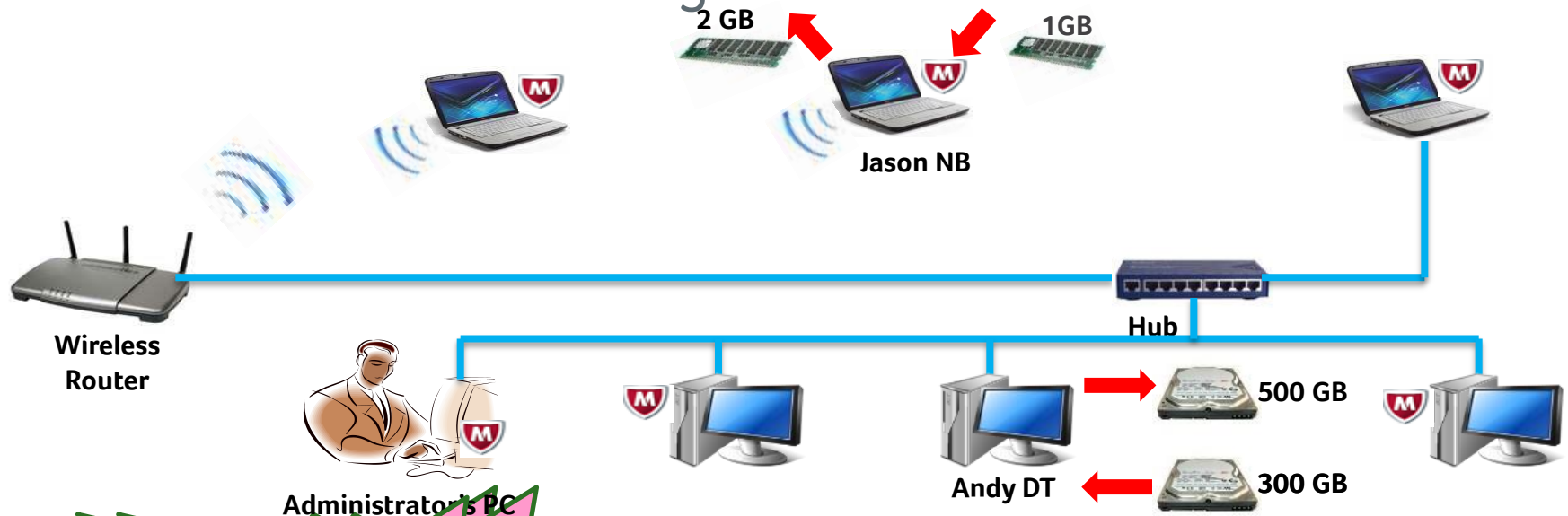
PC Name	OS	Memory	HDD	Online	SW check	...
A NB	Win XPP	1 GB	120 GB	V	V	
B NB	Win 7 HP	2 GB	200 GB	V	V	
C DT	Win XPP	1 GB	160 GB	V	V	
D DT	Win7 HP	2 GB	300 GB	V	V	
Andy DT	Win7 Pro	4 GB	500 GB	V	V	

### Scenario

1. Jason and Andy are new employees. Company buy a NB and DT as their Office Equipment
2. Jason NB and Andy DT will be discovered and managed automatically as they are on-line.
3. Jason and SW asset data will be collected and send back to Administrator's PC
4. Administrator would like to has a hard copy of asset data for inspection

# Acer Office Manager


## Scenario – Asset Monitoring



Jason NB memory size  
is changed !

### Scenario

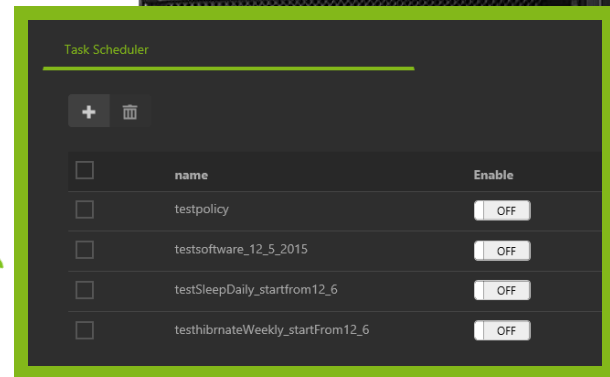
1. Jason swap memory to smaller size
2. Andy swap hard disk to smaller size
3. Andy does not follow company rule to install anti-virus



### ◀ Set up task details

- Frequency
- Time
- Date
- Action
- Policy
- Apply to client group

Arrange task schedule ▶  
Keep track of each task schedule



How to maintain management consistency?

## Task scheduler

Customize the task schedule by setting the schedule frequency, time, action and policy. The Task Scheduler helps the IT manager or owner maintain the consistency of the employee's computer. The Task Scheduler provides the ability to set a timer for specific tasks, such as power state control, policy deployment, asset report generation and settings.

# One-click IT security setting



How to protect the company's data?

## Policy enforcement

Policy enforcement has the capability to increase the security of the client machine by managing Internet Explorer security, password complexity, computer power options, BIOS passwords, boot order sequences and devices such as USB, camera, etc.

### Device Security

Disable USB, LAN, serial, parallel, and card reader for data security

Device Name	Status
<input type="checkbox"/> USB	Disable
<input type="checkbox"/> ThreeG	Disable
<input type="checkbox"/> Bluetooth	Disable
<input type="checkbox"/> ODD	Disable
<input type="checkbox"/> LAN	Disable
<input type="checkbox"/> WLAN	Disable
<input type="checkbox"/> CardReader	Disable
<input type="checkbox"/> Camera	Disable
<input type="checkbox"/> TPM	Disable
<input type="checkbox"/> WiMax	Disable

### General Policies

Wallpaper, auto play, homepage setting

**General Settings Control**

**Wallpaper**  
Choose wallpaper and deploy to client's. (Notice, this only can do deployment)

Browse

**Auto Play**  
Choose wallpaper and deploy to client's. (Notice, this only can do deployment)

Control AutoPlay function for all media and devices.

**IE HomePage**  
Set default homepage for client's IE browser.

- Use blank as your home page
- Use following as your home page

### Internet security

General **Security** Power Option

**Security Settings Control**

**IE Security Setting**  
IE security level setting, change level from low to high

**Internet**

**Intranet**

**Trusted sites**

**Restricted sites**

### Power option setting

**Dim the display**

On Battery: 5 min  
On PluggedIn: Never

**Turn off the display**

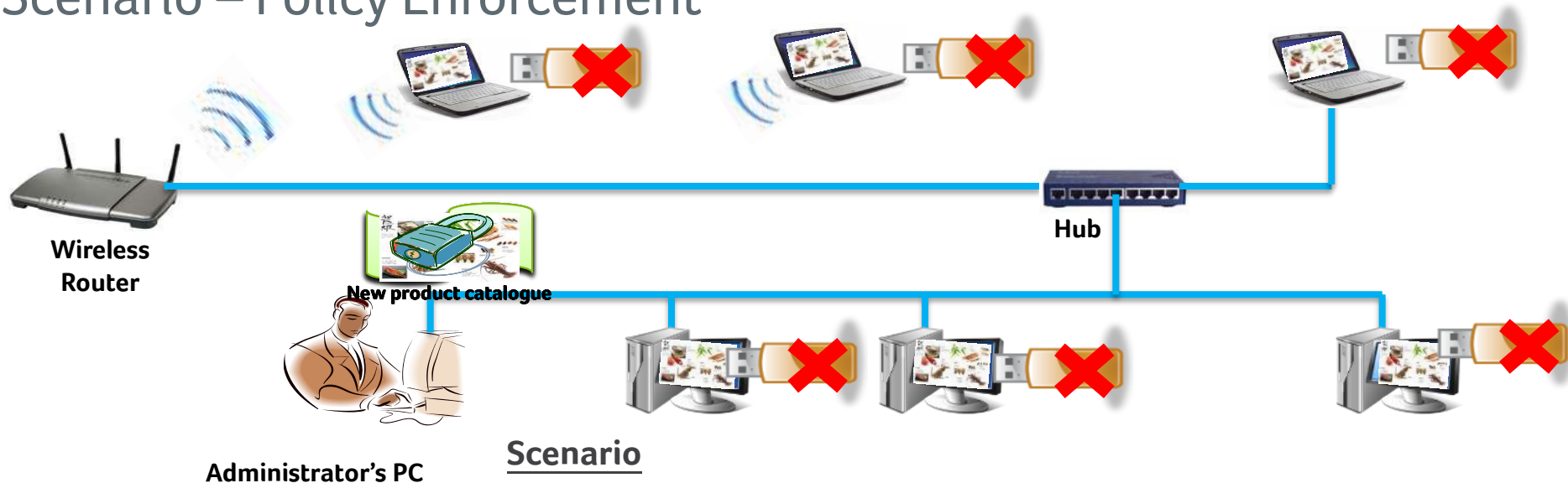
On Battery: 10 min  
On PluggedIn: 15 min

**Put the computer to sleep**

On Battery: 15 min  
On PluggedIn: 30 min

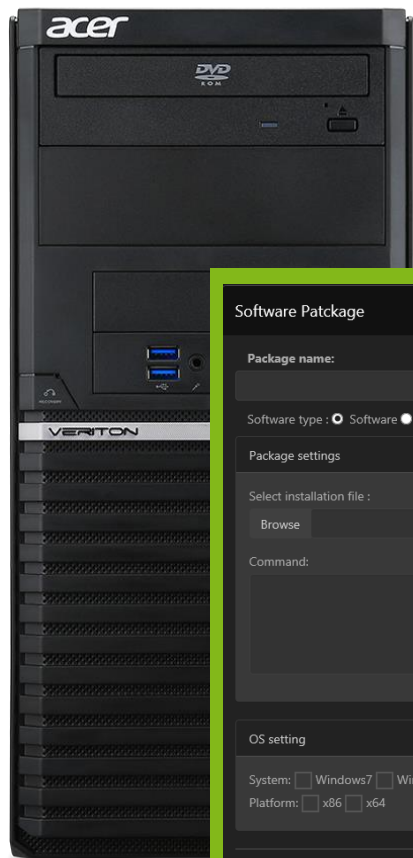
# Acer Office Manager

## Scenario – Policy Enforcement




### Scenario

1. To save power, administrator apply a pre-set policy to configure power plan settings in employee's PC
2. To advocate an in-house campaign, administrator would like to apply new product catalogue to employee's PC as wallpaper
3. To secure the company's data in employee's PC, administrator apply a pre-set policy to block the external storage

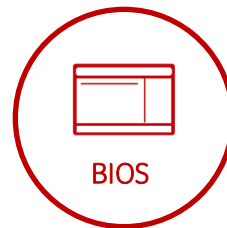


## Anytime, anywhere deployment



Hotfix

Microsoft



BIOS

Acer BIOS package



Software

### ◀ Customize your software package

Package settings also offers Package Command, as well as an OS setting for specific operating systems and platform versions.



Easy and efficient software installation

## Software deployment

Software Deployment simplifies the software installation process, increases the efficiency and keeps the operation data. It allows the console to install the software, BIOS and hotfix on either one specific agent computer or a group of agent computers.



Acer office manager is available on both Android play store and Window's store.



Cross device management flexibility

## Mobility deployment

The mobile device management solution enables the console to log in and manage IT tasks on different devices and operating systems. It also checks app notifications for new client feeds and supports Windows, Android and iOS.

Note: Acer office manager Vol. 2 is available on windows 8,8.1,10. Acer Office Manager vol.1 is available on windows 7.

**Acer Office Manager** is a manageability solution that will preload across commercial DT/NB



**Designed with SMB in mind**

- ✓ Support SMB network topology
- ✓ Not requiring AD
- ✓ Ease of use



**Complementary to Acer ProShield**

- ✓ Deploy and enforce security policies across network

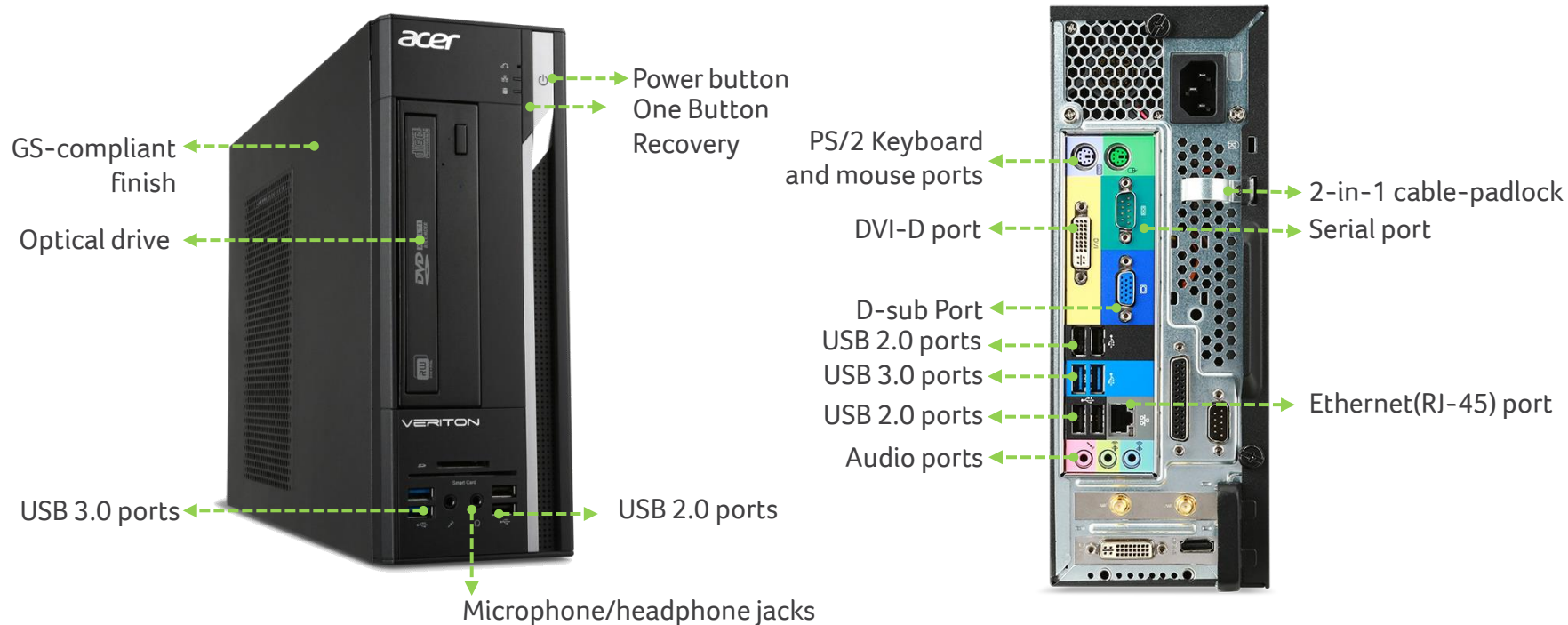


**Not requiring dedicated server**

- ✓ No additional cost to have dedicated server



# Product Views :: Veriton X4110G



# Specifications :: Veriton X4110G

Operating System	<ul style="list-style-type: none"> <li>Windows 10 Professional 64-bit</li> </ul>
CPU and Chipset	<ul style="list-style-type: none"> <li>AMD A8 7600 3.1G 2M 65W Kaveri</li> </ul>
Memory	<ul style="list-style-type: none"> <li>1 x 8GB DDR III 1600,</li> <li>2 DIMM Max memory of 16 GB supported</li> </ul>
Graphics	<ul style="list-style-type: none"> <li>AMD® Radeon R7 / 1920 x 1080</li> </ul>
Audio	<ul style="list-style-type: none"> <li>Realtek ALC662 HD 5.1CH</li> </ul>
Storage	<ul style="list-style-type: none"> <li>HDD: 1TB</li> </ul>
Wireless and networking	<ul style="list-style-type: none"> <li>Gigabit Ethernet</li> </ul>
Expansion slots	<ul style="list-style-type: none"> <li>PCIe x16: 1</li> <li>PCIe: 1</li> <li>M.2 2230 Key E: 1</li> </ul>
Input and output	<p><b>Front</b></p> <ul style="list-style-type: none"> <li>USB2.0: 2</li> <li>USB3.0: 2</li> <li>Audio jacks: 2</li> <li>SD card reader: 1*</li> <li>Smart card reader: 1*</li> </ul>

Input and output	<p><b>Rear</b></p> <ul style="list-style-type: none"> <li>PS/2 Keyboard port: 1</li> <li>PS/2 Mouse port: 1</li> <li>Serial port: 1</li> <li>D-sub port: 1</li> <li>DVI-D port: 1</li> <li>RJ45 LAN port: 1</li> <li>USB2.0 ports: 4</li> <li>USB3.0 ports: 2</li> <li>Audio jacks: 3</li> <li>COM port*: 1</li> </ul>
Power supply	<ul style="list-style-type: none"> <li>220W</li> </ul>
Dimensions and weight	<ul style="list-style-type: none"> <li>TBD</li> </ul>
Options and accessories	<ul style="list-style-type: none"> <li>USB keyboard and mouse</li> <li>PS/2 keyboard and mouse</li> </ul>
Security	<ul style="list-style-type: none"> <li>Lock Pad</li> <li>Chassis Intrusion</li> <li>2-in-1 cable padlock slot*</li> <li>Chassis key lock*</li> </ul>
Manageability	<ul style="list-style-type: none"> <li>Yes</li> </ul>
Green Compliance	<ul style="list-style-type: none"> <li>Energy Star 6.0</li> <li>EPEAT Gold Compliance</li> <li>ErP Lot3</li> </ul>



# Acer | Commercial Monitor



## V226HQL

Sustainable, solid vision.

# Award recognition: Global Efficiency Medal by SEAD



**SUPEREFFICIENT.ORG**



**Acer V226HQL**

Award Region: India

Award Category:  
Commercially Available,  
Medium-size monitors  
(20 inches to less than 23  
inches)

[SEAD Award website](#)

# Acer | Commercial Monitor

Sustainable, solid vision.



**Model name**

**V226HQL**

**Product photo**



**Display**

21.5"  
LED-backlit LCD display,  
1920 x 1080 resolution

**Panel technology and  
brightness**

TN/VA/IPS, 200 / 250  
cd/m<sup>2</sup> brightness

**Input signal**

VGA, DVI, I, Audio in, Audio  
out

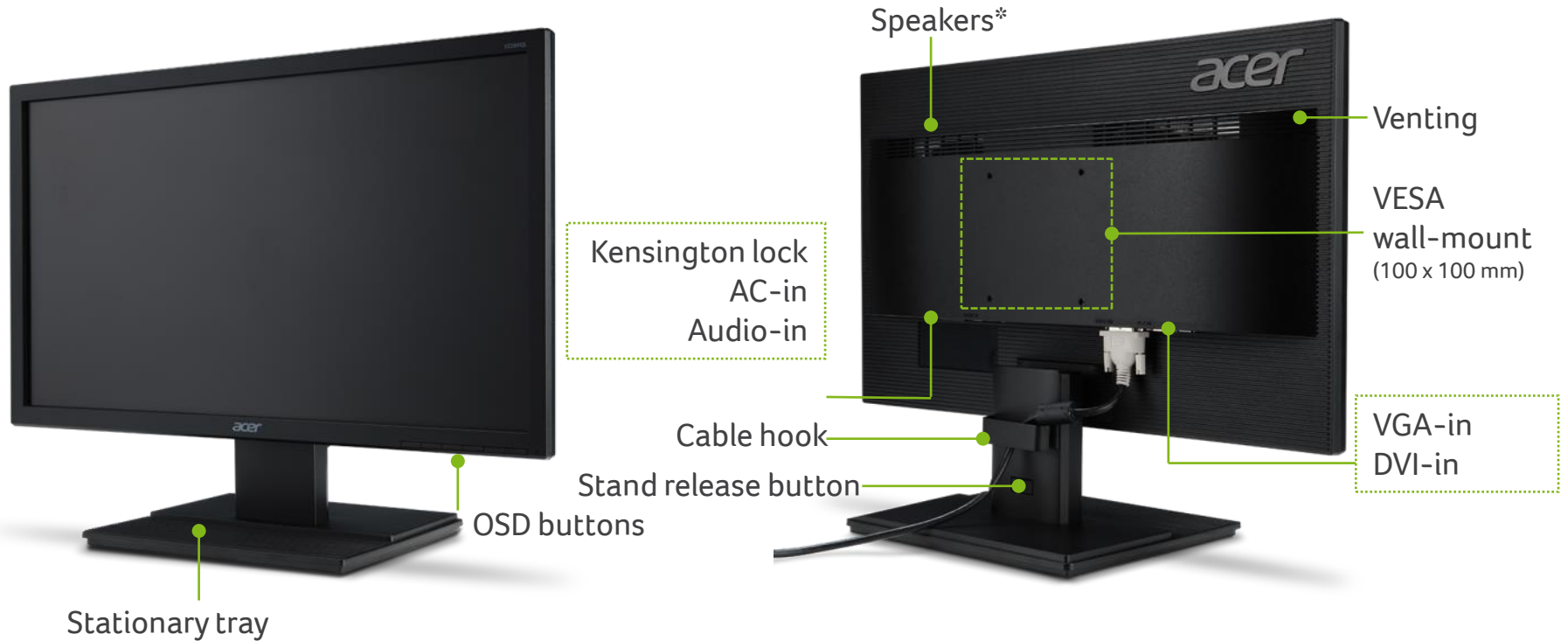
**Tilt**

-5° – 25°

**Energy certifications**

ENERGY STAR® 6.0,  
EPEAT® Gold

# Product Views :: V226HQL



# acer

*explore beyond limits™*

WHY





More than 37 years in the IT Industry  
**Worldwide.**



EMEA



NAMO



APAC





More than 12 years in the  
IT Industry.

# Consumer

## Products

**acer**  
*explore beyond limits™*



# Commercial

Products

**acer**  
*explore beyond limits™*





\*IDC

# #1 NOTEBOOK

2006-2015

# #1 TOTAL PC

2009-2015



MANILA

CEBU

DAVAO

*acer*

More than  
100 ASP  
Nationwide





Thank you

