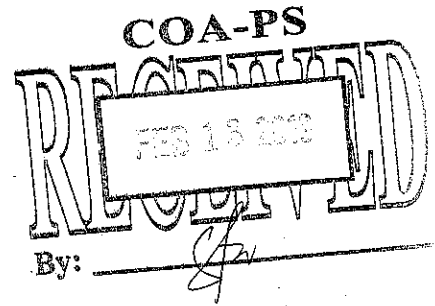


PROCUREMENT SERVICE
Department of Budget and Management
DETAILED STATEMENT OF FINANCIAL POSITION
PS Revolving Fund (6207511)
As of December 31, 2018



	<u>Amount</u>
ASSETS	
Current Assets	
Cash and Cash Equivalents	<u>19,125,435,528.73</u>
Cash on Hand	90,131,585.09
Cash - Collecting Officer	89,174,705.95
Petty Cash	956,879.14
Cash in Bank- Local Currency	<u>19,030,541,940.26</u>
Cash In Bank - Local Currency, Current Account	3,812,458,374.62
Cash In Bank -UCPB Local Currency, Savings a/c - UCPB	718,083,565.64
Cash In Bank - Local Currency, Time Deposits	14,500,000,000.00
Treasury/ Agency Cash Accounts	<u>4,762,003.38</u>
Cash- Treasury/ Agency Deposit, Trust	4,762,003.38
Receivables	<u>759,030,323.04</u>
Inter-Agency Receivables	<u>719,023,693.40</u>
Due from National Government Agencies	635,586,977.38
Due from Government-Owned and/or Controlled Corporations	83,377,039.35
Due from Local Government Units	59,676.67
Intra-Agency Receivables	<u>1,683,158.09</u>
Due from Regional Offices	1,683,158.09
Other Receivables	<u>38,323,471.55</u>
Due from Officers and Employees	1,022,180.65
Other Receivables	37,301,290.90
Inventories	<u>919,837,713.99</u>
Inventory Held for Sale	<u>918,641,371.26</u>
Merchandise Inventory	918,641,371.26
Inventory Held for Consumption	<u>1,196,342.73</u>
Office Supplies Inventory	365,464.37
Semi-Expendable Office Equipment	4,072.38
Semi-Expendable ICT Equipment	741,216.88
Semi-Expendable Furniture and Fixtures	80,227.94
Semi-Expendable Books	5,361.16
Other Current Assets	<u>1,128,885,596.81</u>
Advances	<u>148,281,355.25</u>
Advances to Special Disbursing Officer	37,000.00
Advances to Officers and Employees	84,882.62

PROCUREMENT SERVICE
Department of Budget and Management
DETAILED STATEMENT OF FINANCIAL POSITION
PS Revolving Fund (6207511)
As of December 31, 2018

	<u>Amount</u>
Advances for Operating Expenses	3,475,238.74
Advances to Contractors	144,684,233.89
Prepayments	689,020.99
Prepaid Rent	61,800.00
Prepaid Insurance	609,720.99
Other Prepayments	17,500.00
Deposits	979,915,220.57
Deposit on Letters of Credit	978,363,797.04
Guaranty Deposits	1,551,423.53
Total Current Assets	21,933,189,162.57
Non- Current Assets	
Property, Plant and Equipment	102,230,307.62
Land	19,102,162.97
Land	19,102,162.97
Buildings and Other Structures	42,783,095.39
Buildings	79,889,537.30
<i>Accumulated Depreciation- Bldgs.</i>	(37,106,441.91)
<i>Net Value</i>	42,783,095.39
Machinery and Equipment	25,027,701.85
Office Equipment	10,255,643.40
<i>Accumulated Depreciation- Office Equipment</i>	(8,519,529.79)
<i>Net Value</i>	1,736,113.61
Information and Communication Technology Equipment	53,408,950.84
<i>Accumulated Depreciation- Info. & Com. Tech. Equipment</i>	(32,415,044.88)
<i>Net Value</i>	20,993,905.96
Communication Equipment	280,993.20
<i>Accumulated Depreciation- Communication Equipment</i>	(210,745.30)
<i>Net Value</i>	70,247.90
Construction and Heavy Equipment	2,888,000.00
<i>Accumulated Depreciation- Construction & Heavy Equipment</i>	(1,215,150.00)
<i>Net Value</i>	1,672,850.00
Military, Police and Security Equipment	57,000.00
<i>Accumulated Depreciation- Military, Police and Security Eqpt.</i>	(51,300.00)
<i>Net Value</i>	5,700.00
Sports Equipment	614,400.00
<i>Accumulated Depreciation- Sports Equipment</i>	(154,662.75)
<i>Net Value</i>	459,737.25
Other Machinery & Equipment	268,480.00
<i>Accumulated Depreciation- Other Machinery & Equipment</i>	(179,332.87)
<i>Net Value</i>	89,147.13
Transportation Equipment	2,973,603.44
Motor Vehicles	11,379,825.08
<i>Accumulated Depreciation- Motor Vehicles</i>	(8,406,221.64)


PROCUREMENT SERVICE
Department of Budget and Management
DETAILED STATEMENT OF FINANCIAL POSITION
PS Revolving Fund (6207511)
As of December 31, 2018

	<u>Amount</u>
<i>Net Value</i>	2,973,603.44
Furniture, Fixtures and Books	2,355,626.16
Furniture & Fixtures	9,620,574.99
<i>Accumulated Depreciation- Furniture & Fixtures</i>	(7,264,948.83)
<i>Net Value</i>	2,355,626.16
Books	-
<i>Accumulated Depreciation- Books</i>	-
<i>Net Value</i>	-
Leased Assets Improvements	2,012,315.67
Leasehold Improvements- Building	2,728,564.07
<i>Accumulated Depreciation- Leasehold Improvements- Bldg</i>	(716,248.40)
<i>Net Value</i>	2,012,315.67
Other Property, Plant & Equipment	7,975,802.14
Other Property, Plant & Equipment	8,691,780.66
<i>Accumulated Depreciation- Other Property, Plant & Equipment</i>	(715,978.52)
<i>Net Value</i>	7,975,802.14
Intangible Assets	-
Computer Software	-
<i>Accumulated Amortization- Computer Software</i>	-
<i>Net Value</i>	-
Other Assets	-
Other Assets	-
Total Non-Current Assets	102,230,307.62
TOTAL ASSETS	22,035,419,470.19
LIABILITIES AND NET ASSETS/EQUITY	
Liabilities	
Current Liabilities	
Financial Liabilities	1,835,881,585.93
Payables	1,835,881,585.93
Accounts Payable	1,834,979,360.31
Due to Officers & Employees	902,225.62
Inter- Agency Payables	17,324,801,293.46
Due to BIR	53,953,693.36
Due to GSIS	1,654,225.05
Due to Pag-ibig	37,198.94
Due to Philhealth	116,030.40
Due to NGAs	16,743,140,748.94
Due to GOCCs	456,293,824.11
Due to LGUs	69,605,572.66


PROCUREMENT SERVICE
Department of Budget and Management
DETAILED STATEMENT OF FINANCIAL POSITION
PS Revolving Fund (6207511)
As of December 31, 2018

	<u>Amount</u>
Intra- Agency Payables	<u>6,945.40</u>
Due to Regional Offices	6,945.40
Trust Liabilities	<u>270,559,573.95</u>
Trust Liabilities	3,808,755.63
Guaranty/Security Deposits Payable	266,750,818.32
Other Payables	<u>275,767,653.35</u>
Other Payables	275,767,653.35
Total Current Liabilities	<u>19,707,017,052.09</u>
Total Liabilities	<u>19,707,017,052.09</u>
Net Assets/ Equity	
Equity	<u>2,328,402,418.10</u>
Accumulated Surplus / (Deficit)	2,328,402,418.10
Total Net Assets/ Equity	<u>2,328,402,418.10</u>
TOTAL LIABILITIES AND NET ASSETS/EQUITY	<u><u>22,035,419,470.19</u></u>

CERTIFIED CORRECT:


ALLAN RAUL M. CATALAN
 Chief, Comptroller Division

PROCUREMENT SERVICE
Department of Budget and Management
DETAILED STATEMENT OF FINANCIAL POSITION GOA-PS
PS Revolving Fund (6207511)
As of December 31, 2018



ASSETS

Current Assets

Cash and Cash Equivalents	19,125,435,528.73	21,092,475,159.64
Cash on Hand	90,131,585.09	131,013,715.66
Cash-Collecting Officer	89,174,705.95	130,506,713.15
Petty Cash	956,879.14	507,002.51
Cash in Bank- Local Currency	19,030,541,940.26	20,956,699,440.60
Cash in Bank- LC, Current Account	3,812,458,374.62	5,419,562,863.64
Cash in Bank- LC, Savings Account	718,083,565.64	1,037,136,576.96
Cash in Bank- LC, Time Deposits	14,500,000,000.00	14,500,000,000.00
Treasury/ Agency Cash Accounts	4,762,003.38	4,762,003.38
Cash- Treasury/ Agency Deposit, Trust	4,762,003.38	4,762,003.38
Receivables	759,030,323.04	134,505,934.50
Inter-Agency Receivables	719,023,693.40	2,500,798.50
Due from NGAs	635,586,977.38	2,440,390.83
Due from GOCC's	83,377,039.35	731.00
Due from LGU's	59,676.67	59,676.67
Intra-Agency Receivables	1,683,158.09	-
Due from Regional Offices	1,683,158.09	-
Other Receivables	38,323,471.55	132,005,136.00
Due from Officers & Employees	1,022,180.65	1,394,955.05
Other Receivables	37,301,290.90	130,610,180.95
Inventories	919,837,713.99	670,185,130.35
Inventory Held for Sale	918,641,371.26	668,853,261.26
Merchandise Inventory	918,641,371.26	668,853,261.26
Inventory Held for Consumption	1,196,342.73	1,331,869.09
Office Supplies Inventory	365,464.37	565,123.87
Semi-Expendable M & E - Office Equipment	4,072.38	4,972.38
Semi-Expendable M & E - ICT Equipment	741,216.88	759,272.84
Semi-Expendable M & E - Furniture and Fixture	80,227.94	-
Semi-Expendable Books	5,361.16	2,500.00
Other Current Assets	1,128,885,596.81	1,417,183,787.34
Advances	148,281,355.25	4,213,518.14
Advances to Special Disbursing Officer	37,000.00	
Advances to Officers and Employees	84,882.62	21,093.24
Advances for Operating Expenses	3,475,238.74	4,192,424.90
Advances to Contractors	144,684,233.89	
Prepayments	689,020.99	1,419,568.13
Prepaid Rent	61,800.00	840,543.19
Prepaid Insurance	609,720.99	561,524.94
Other Prepayments	17,500.00	17,500.00

PROCUREMENT SERVICE
Department of Budget and Management
DETAILED STATEMENT OF FINANCIAL POSITION
PS Revolving Fund (6207511)
As of December 31, 2018

	<u>2018</u>	<u>2017 As Restated</u>
Deposits	979,915,220.57	1,411,550,701.07
Deposits on Letters of Credit	978,363,797.04	1,409,999,277.54
Guaranty Deposits	1,551,423.53	1,551,423.53
Total Current Assets	21,933,189,162.57	23,314,350,011.83
Non- Current Assets		
Property, Plant and Equipment	102,230,307.62	98,328,162.11
Land	19,102,162.97	19,102,162.97
Land	19,102,162.97	19,102,162.97
Buildings and Other Structures	42,783,095.39	41,745,661.59
Buildings	79,889,537.30	76,979,028.10
<i>Accumulated Depreciation- Bldgs.</i>	(37,106,441.91)	(35,233,366.51)
<i>Net Value</i>	42,783,095.39	41,745,661.59
Machinery and Equipment	25,027,701.85	21,698,649.84
Office Equipment	10,255,643.40	9,961,644.40
<i>Accumulated Depreciation- Office Equipment</i>	(8,519,529.79)	(7,415,410.10)
<i>Net Value</i>	1,736,113.61	2,546,234.30
Information & Communication Tech. Equipment	53,408,950.84	44,022,271.22
<i>Accumulated Depreciation- Info. & Com. Tech. Equipment</i>	(32,415,044.88)	(27,517,650.94)
<i>Net Value</i>	20,993,905.96	16,504,620.28
Communication Equipment	280,993.20	280,993.20
<i>Accumulated Depreciation- Communication Equipment</i>	(210,745.30)	(187,336.76)
<i>Net Value</i>	70,247.90	93,656.44
Construction and Heavy Equipment	2,888,000.00	2,888,000.00
<i>Accumulated Depreciation- Construction & Heavy Equipment</i>	(1,215,150.00)	(955,230.00)
<i>Net Value</i>	1,672,850.00	1,932,770.00
Military, Police and Security Equipment	57,000.00	57,000.00
<i>Accumulated Depreciation- Military, Police and Security Eqpt.</i>	(51,300.00)	(51,300.00)
<i>Net Value</i>	5,700.00	5,700.00
Sports Equipment	614,400.00	614,400.00
<i>Accumulated Depreciation- Sports Equipment</i>	(154,662.75)	(99,366.75)
<i>Net Value</i>	459,737.25	515,033.25
Other Machinery & Equipment	268,480.00	268,480.00
<i>Accumulated Depreciation- Other Machinery & Equipment</i>	(179,332.87)	(167,844.43)
<i>Net Value</i>	89,147.13	100,635.57
Transportation Equipment	2,973,603.44	3,349,674.92
Motor Vehicles	11,379,825.08	11,379,825.08
<i>Accumulated Depreciation- Motor Vehicles</i>	(8,406,221.64)	(8,030,150.16)
<i>Net Value</i>	2,973,603.44	3,349,674.92
Furniture, Fixtures and Books	2,355,626.16	2,269,449.54
Furniture & Fixtures	9,620,574.99	9,278,816.23
<i>Accumulated Depreciation- Furniture & Fixtures</i>	(7,264,948.83)	(7,009,366.69)
<i>Net Value</i>	2,355,626.16	2,269,449.54
Books	-	-
<i>Accumulated Depreciation- Books</i>	-	-
<i>Net Value</i>	-	-

PROCUREMENT SERVICE
Department of Budget and Management
DETAILED STATEMENT OF FINANCIAL POSITION
PS Revolving Fund (6207511)
As of December 31, 2018

	<u>2018</u>	<u>2017 As Restated</u>
Leased Assets Improvements	2,012,315.67	2,135,101.11
Leasehold Improvements- Building	2,728,564.07	2,728,564.07
<i>Accumulated Depreciation- Leasehold Improvements- Bldg</i>	(716,248.40)	(593,462.96)
<i>Net Value</i>	2,012,315.67	2,135,101.11
Other Property, Plant & Equipment	7,975,802.14	8,027,462.14
Other Property, Plant & Equipment	8,691,780.66	8,691,780.66
<i>Accumulated Depreciation- Other Property, Plant & Equipment</i>	(715,978.52)	(664,318.52)
<i>Net Value</i>	7,975,802.14	8,027,462.14
Other Assets	-	-
Other Assets	-	-
Total Non-Current Assets	102,230,307.62	98,328,162.11
TOTAL ASSETS	22,035,419,470.19	23,412,678,173.94
LIABILITIES AND NET ASSETS/EQUITY		
Liabilities		
Current Liabilities		
Financial Liabilities	1,835,881,585.93	1,941,307,629.73
Payables	1,835,881,585.93	1,941,307,629.73
Accounts Payable	1,834,979,360.31	1,940,332,210.84
Due to Officers and Employees	902,225.62	975,418.89
Inter- Agency Payables	17,324,801,293.46	19,617,861,657.70
Due to BIR	53,953,693.36	41,862,515.50
Due to GSIS	1,654,225.05	1,482,590.51
Due to Pag-ibig	37,198.94	62,019.33
Due to Philhealth	116,030.40	74,283.89
Due to NGAs	16,743,140,748.94	18,943,743,306.92
Due to GOCCs	456,293,824.11	560,050,974.57
Due to LGUs	69,605,572.66	70,585,966.98
Intra- Agency Payables	6,945.40	6,945.40
Due to Regional Offices	6,945.40	6,945.40
Trust Liabilities	270,559,573.95	132,110,265.86
Trust Liabilities	3,808,755.63	23,985,330.22
Guaranty/Security Deposits Payable	266,750,818.32	108,124,935.64
Other Payables	275,767,653.35	248,803,499.80
Other Payables	275,767,653.35	248,803,499.80
Total Current Liabilities	19,707,017,052.09	21,940,089,998.49
Total Liabilities	19,707,017,052.09	21,940,089,998.49
Net Assets/ Equity		
Equity	2,328,402,418.10	1,472,588,175.45
Accumulated Surplus / (Deficit)	2,328,402,418.10	1,472,588,175.45

PROCUREMENT SERVICE
Department of Budget and Management
DETAILED STATEMENT OF FINANCIAL POSITION
PS Revolving Fund (6207511)
As of December 31, 2018

	<u>2018</u>	<u>2017 As Restated</u>
Total Net Assets/ Equity	2,328,402,418.10	1,472,588,175.45
TOTAL LIABILITIES AND NET ASSETS/EQUITY	<u><u>22,035,419,470.19</u></u>	<u><u>23,412,678,173.94</u></u>

CERTIFIED CORRECT:



ALLA RAUL M. CATALAN
Chief, Comptroller Division